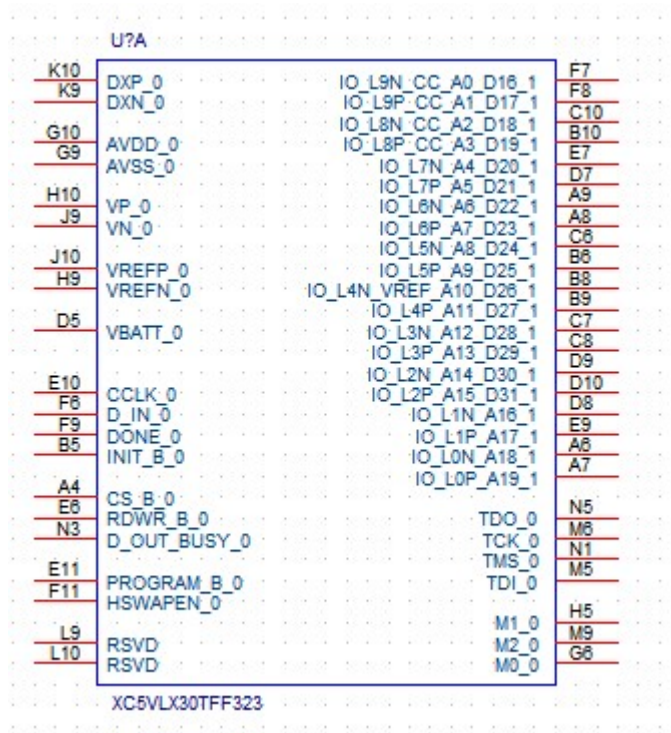


Schematic Symbol for XC5VLX30TFFG323

The Schematic symbol consists of 8 heterogeneous parts.

All the parts that are part of the schematic symbol are presented below:

1. Programming Interface and I/O Bank 1



2. I/O Banks 2 and 4

| U?B | | | |
|-----|--------------------------|------------------|----|
| R1 | IO_L0P_CC_RS1_2 | IO_L9N_CC_GC_4 | P7 |
| T1 | IO_L0N_CC_RS0_2 | IO_L9P_CC_GC_4 | P8 |
| V1 | IO_L1P_CC_A25_2 | IO_L8N_CC_GC_4 | R7 |
| U1 | IO_L1N_CC_A24_2 | IO_L8P_CC_GC_4 | T7 |
| P2 | IO_L2P_A23_2 | IO_L7N_GC_VRP_4 | M8 |
| P3 | IO_L2N_A22_2 | IO_L7P_GC_VRN_4 | N8 |
| V2 | IO_L3P_A21_2 | IO_L6N_GC_4 | V7 |
| V3 | IO_L3N_A20_2 | IO_L6P_GC_4 | V8 |
| R2 | IO_L4P_FCS_B_2 | IO_L5N_GC_4 | U6 |
| T2 | IO_L4N_VREF_FOE_B_MOSI_2 | IO_L5P_GC_4 | V6 |
| U4 | IO_L5P_FWE_B_2 | IO_L4N_GC_VREF_4 | U8 |
| U3 | IO_L5N_CSO_B_2 | IO_L4P_GC_4 | T8 |
| P4 | IO_L6P_D7_2 | IO_L3N_GC_D8_4 | R8 |
| R4 | IO_L6N_D6_2 | IO_L3P_GC_D9_4 | T6 |
| U5 | IO_L7P_D5_2 | IO_L2N_GC_D10_4 | U9 |
| V5 | IO_L7N_D4_2 | IO_L2P_GC_D11_4 | T9 |
| P5 | IO_L8P_D3_2 | IO_L1N_GC_D12_4 | N6 |
| R5 | IO_L8N_D2_FS2_2 | IO_L1P_GC_D13_4 | N7 |
| T4 | IO_L9P_D1_FS1_2 | IO_L0N_GC_D14_4 | P9 |
| T3 | IO_L9N_D0_FS0_2 | IO_L0P_GC_D15_4 | R9 |

XC5VLX30TFF323

3. I/O Bank 11

| U?C | | | |
|-----|----------------|---------------------|-----|
| D13 | IO_L0P_11 | IO_L19N_SM9N_11 | C11 |
| D14 | IO_L0N_11 | IO_L19P_SM9P_11 | B11 |
| E15 | IO_L1P_11 | IO_L18N_SM10N_11 | D17 |
| D15 | IO_L1N_11 | IO_L18P_SM10P_11 | D18 |
| E14 | IO_L2P_11 | IO_L17N_SM11N_11 | F17 |
| F14 | IO_L2N_11 | IO_L17P_SM11P_11 | F18 |
| A11 | IO_L3P_11 | IO_L16N_SM12N_11 | B18 |
| A12 | IO_L3N_11 | IO_L16P_SM12P_11 | C18 |
| C12 | IO_L4P_11 | IO_L15N_SM13N_11 | E12 |
| C13 | IO_L4N_VREF_11 | IO_L15P_SM13P_11 | D12 |
| B13 | IO_L5P_11 | IO_L14N_VREF_11 | C16 |
| A13 | IO_L5N_11 | IO_L14P_11 | C17 |
| G14 | IO_L6P_11 | IO_L13N_11 | E16 |
| G15 | IO_L6N_11 | IO_L13P_11 | E17 |
| B14 | IO_L7P_11 | IO_L12N_VRP_11 | A17 |
| A14 | IO_L7N_11 | IO_L12P_VRN_11 | A18 |
| G13 | IO_L8P_CC_11 | IO_L11N_CC_SM14N_11 | G16 |
| F13 | IO_L8N_CC_11 | IO_L11P_CC_SM14P_11 | F16 |
| C15 | IO_L9P_CC_11 | IO_L10N_CC_SM15N_11 | A16 |
| B15 | IO_L9N_CC_11 | IO_L10P_CC_SM15P_11 | B16 |

XC5VLX30TFF323

4. I/O Bank 13

| U?D | | | |
|-----|-------------------|-----------------|-----|
| H13 | IO_L0P_SM8P_13 | IO_L19N_13 | M15 |
| J14 | IO_L0N_SM8N_13 | IO_L19P_13 | N15 |
| H17 | IO_L1P_SM7P_13 | IO_L18N_13 | M16 |
| G18 | IO_L1N_SM7N_13 | IO_L18P_13 | N16 |
| J15 | IO_L2P_SM6P_13 | IO_L17N_13 | P15 |
| K15 | IO_L2N_SM6N_13 | IO_L17P_13 | P14 |
| H18 | IO_L3P_SM5P_13 | IO_L16N_13 | R16 |
| J18 | IO_L3N_SM5N_13 | IO_L16P_13 | R15 |
| K12 | IO_L4P_13 | IO_L15N_13 | M13 |
| L12 | IO_L4N_VREF_13 | IO_L15P_13 | N13 |
| J17 | IO_L5P_SM4P_13 | IO_L14N_VREF_13 | P17 |
| K17 | IO_L5N_SM4N_13 | IO_L14P_13 | R17 |
| H15 | IO_L6P_SM3P_13 | IO_L13N_13 | K14 |
| H16 | IO_L6N_SM3N_13 | IO_L13P_13 | L14 |
| L18 | IO_L7P_SM2P_13 | IO_L12N_VRP_13 | N17 |
| L17 | IO_L7N_SM2N_13 | IO_L12P_VRN_13 | P18 |
| N12 | IO_L8P_CC_SM1P_13 | IO_L11N_CC_13 | L13 |
| M11 | IO_L8N_CC_SM1N_13 | IO_L11P_CC_13 | M14 |
| K16 | IO_L9P_CC_SM0P_13 | IO_L10N_CC_13 | M18 |
| L16 | IO_L9N_CC_SM0N_13 | IO_L10P_CC_13 | N18 |

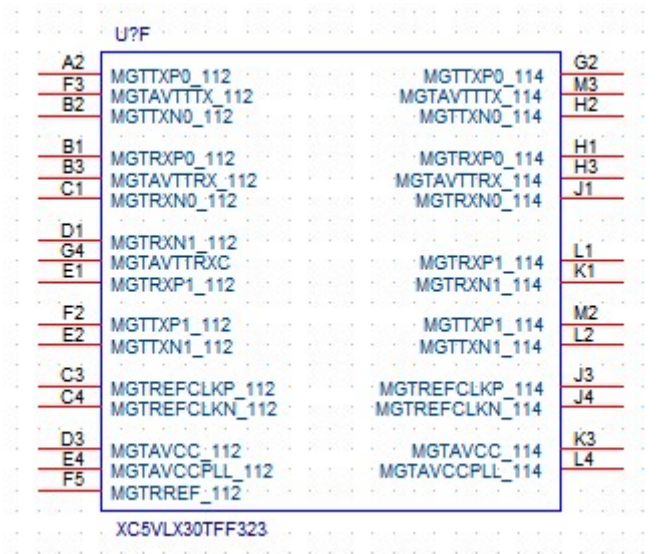
XC5VLX30TFF323

5. I/O Bank 17

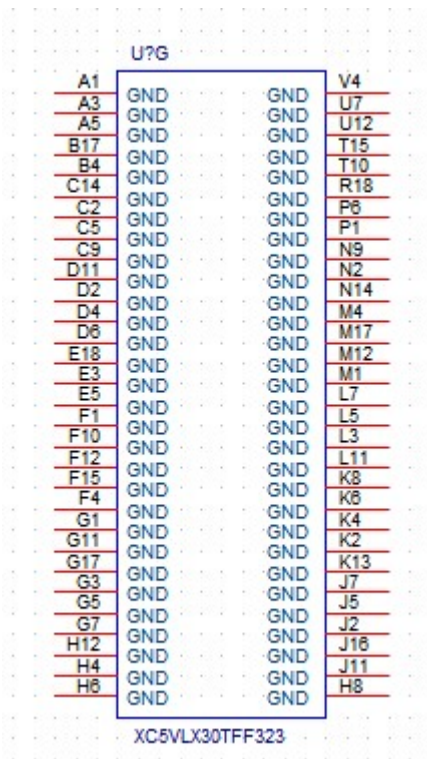
| U?E | | | |
|-----|----------------|-----------------|-----|
| M10 | IO_L4P_17 | IO_L19N_17 | V11 |
| N11 | IO_L4N_VREF_17 | IO_L19P_17 | V12 |
| T17 | IO_L5P_17 | IO_L18N_17 | V13 |
| T16 | IO_L5N_17 | IO_L18P_17 | U13 |
| T12 | IO_L6P_17 | IO_L17N_17 | P13 |
| R12 | IO_L6N_17 | IO_L17P_17 | P12 |
| T18 | IO_L7P_17 | IO_L16N_17 | T13 |
| U18 | IO_L7N_17 | IO_L16P_17 | U14 |
| P10 | IO_L8P_CC_17 | IO_L15N_17 | U10 |
| N10 | IO_L8N_CC_17 | IO_L15P_17 | V10 |
| U16 | IO_L9P_CC_17 | IO_L14N_VREF_17 | T14 |
| U15 | IO_L9N_CC_17 | IO_L14P_17 | R14 |
| V18 | IO_L10P_CC_17 | IO_L13N_17 | U11 |
| V17 | IO_L10N_CC_17 | IO_L13P_17 | T11 |
| R10 | IO_L11P_CC_17 | IO_L12N_VRP_17 | V15 |
| R11 | IO_L11N_CC_17 | IO_L12P_VRN_17 | V16 |

XC5VLX30TFF323

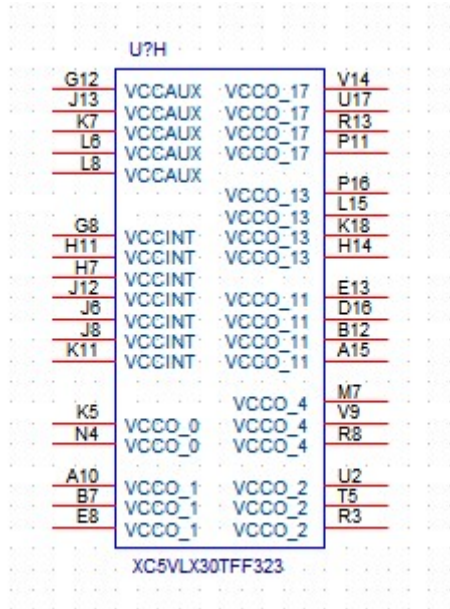
6. MGT Blocks 112 and 114



7. Ground Pins



8. Power Pins



9. Revision History

| | Revision | Date | By | Comments |
|---|----------|--------------|----|-----------------|
| 1 | 1.01 | Jan 28, 2008 | LD | Initial Release |