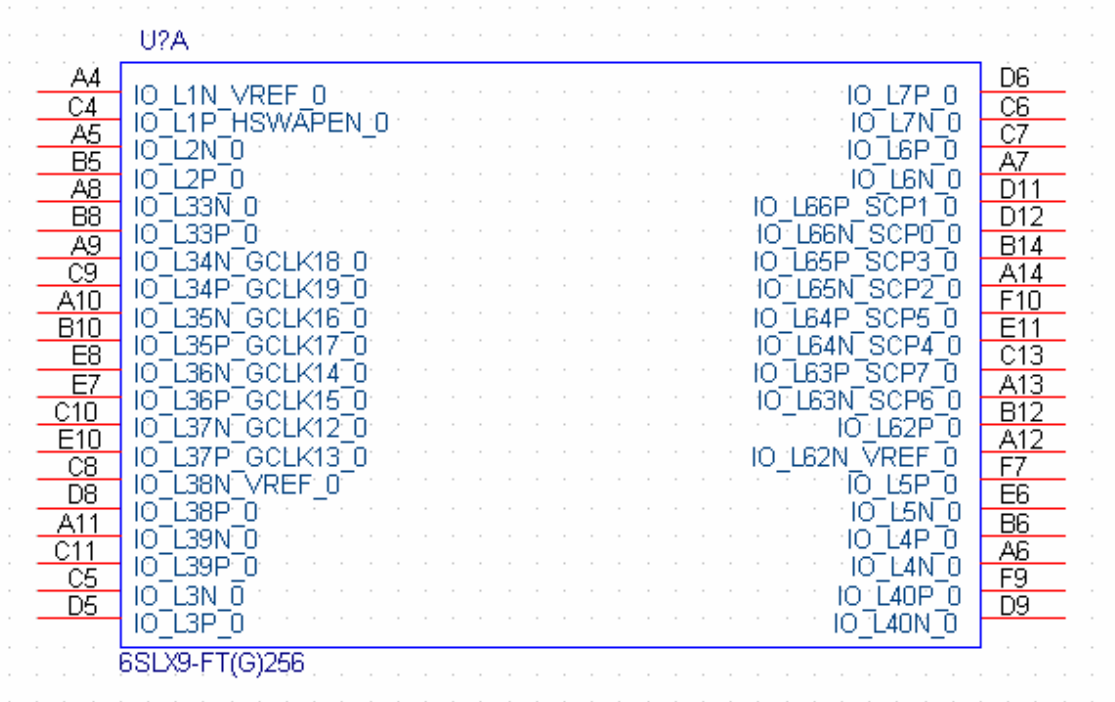


Schematic Symbol for 6SLX9-FT(G)256

The Schematic symbol consists of 6 heterogeneous parts that are listed below:

1. I/O Bank 0



2. I/O Bank 1

U?B			
E12	IO_L1N_A24_VREF_1	IO_L74P_AWAKE_1	M13
E13	IO_L1P_A25_1	IO_L74N_DOUT_BUSY_1	M14
B16	IO_L29N_A22_M1A14_1	IO_L53P_1	L12
B15	IO_L29P_A23_M1A13_1	IO_L53N_VREF_1	L13
G11	IO_L30N_A20_M1A11_1	IO_L52P_M1DQ14_1	R12
F12	IO_L30P_A21_M1RESET_1	IO_L52N_M1DQ15_1	T12
D16	IO_L31N_A18_M1A12_1	IO_L51P_M1DQ12_1	T14
D14	IO_L31P_A19_M1CKE_1	IO_L51N_M1DQ13_1	T13
F14	IO_L32N_A16_M1A9_1	IO_L50P_M1UDQS_1	R14
F13	IO_L32P_A17_M1A8_1	IO_L50N_M1UDQSN_1	T15
C16	IO_L33N_A14_M1A4_1	IO_L49P_M1DQ10_1	R15
C15	IO_L33P_A15_M1A10_1	IO_L49N_M1DQ11_1	R16
E16	IO_L34N_A12_M1BA2_1	IO_L48P_HDC_M1DQ8_1	P15
E15	IO_L34P_A13_M1WE_1	IO_L48N_M1DQ9_1	P16
F16	IO_L35N_A10_M1A2_1	IO_L47P_FWE_B_M1DQ0_1	L14
F15	IO_L35P_A11_M1A7_1	IO_L47N_LDC_M1DQ1_1	L16
G16	IO_L36N_A8_M1BA1_1	IO_L46P_FCS_B_M1DQ2_1	M15
G14	IO_L36P_A9_M1BA0_1	IO_L46N_FOE_B_M1DQ3_1	M16
H16	IO_L37N_A6_M1A1_1	IO_L45P_A1_M1LDQS_1	N14
H15	IO_L37P_A7_M1A0_1	IO_L45N_A0_M1LDQSN_1	N16
H11	IO_L38N_A4_M1CLKN_1	IO_L44P_A3_M1DQ6_1	K15
G12	IO_L38P_A5_M1CLK_1	IO_L44N_A2_M1DQ7_1	K16
H14	IO_L39N_M1ODT_1	IO_L43P_GCLK5_M1DQ4_1	J14
H13	IO_L39P_M1A3_1	IO_L43N_GCLK4_M1DQ5_1	J16
J12	IO_L40N_GCLK10_M1A6_1	IO_L42P_GCLK7_M1UDM_1	K12
J11	IO_L40P_GCLK11_M1A5_1	IO_L42N_GCLK6_TRDY1_M1LDM_1	K11
		IO_L41P_GCLK9_TRDY1_M1RASN_1	J13
		IO_L41N_GCLK8_M1CASN_1	K14

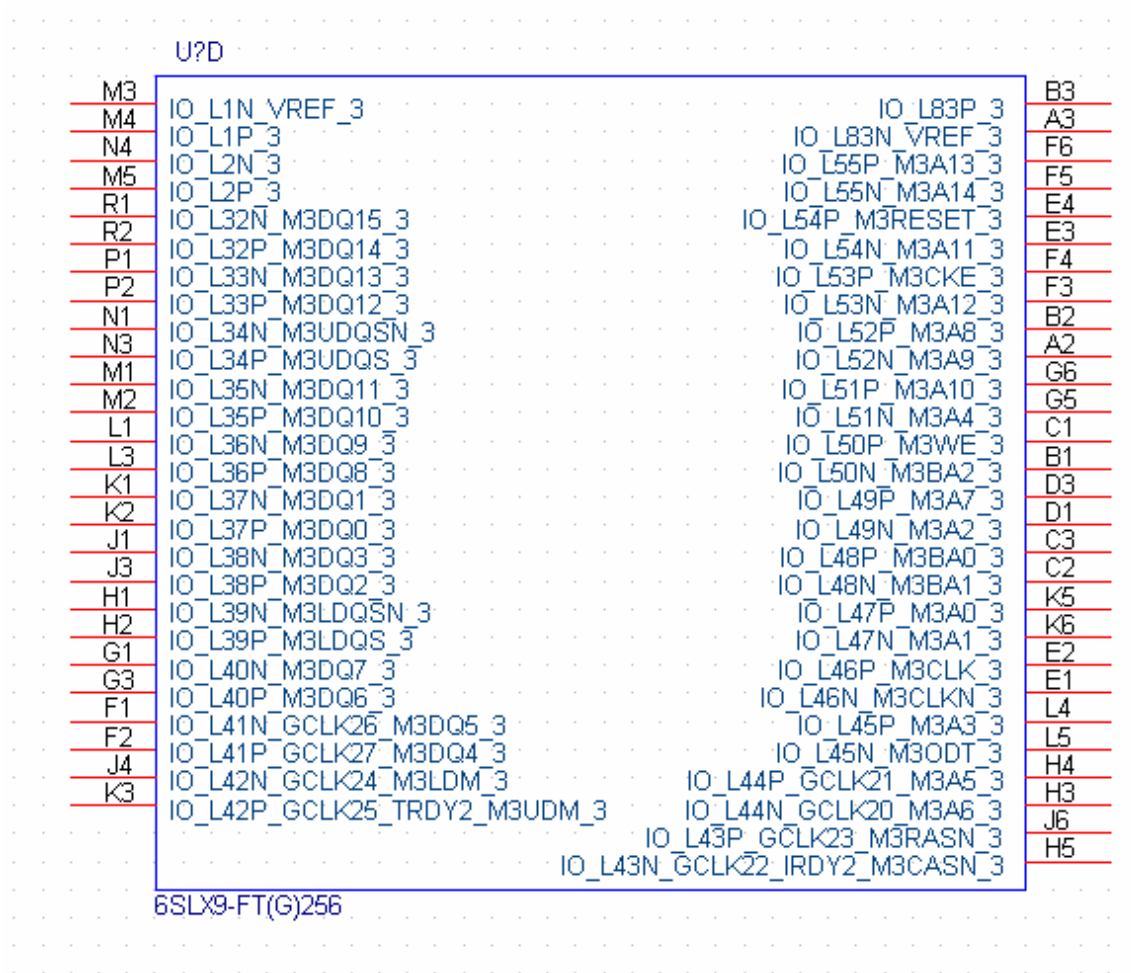
6SLX9-FT(G)256

3. I/O Bank 2


U?C			
L11	CMPCS_B_2	PROGRAM_B_2	T2
P13	DONE_2	IO_L65P_INIT_B_2	R3
P12	IO_L12N_D2_MISO3_2	IO_L65N_CSO_B_2	T3
N12	IO_L12P_D1_MISO2_2	IO_L64P_D8_2	M6
P11	IO_L13N_D10_2	IO_L64N_D9_2	N6
N11	IO_L13P_M1_2	IO_L63P_2	P4
P9	IO_L14N_D12_2	IO_L63N_2	T4
N9	IO_L14P_D11_2	IO_L62P_D5_2	L8
M10	IO_L16N_VREF_2	IO_L62N_D6_2	L7
L10	IO_L16P_2	IO_L49P_D3_2	N5
T11	IO_L1N_M0_CMPMISO_2	IO_L49N_D4_2	P5
R11	IO_L1P_CCLK_2	IO_L48P_D7_2	R5
T9	IO_L23N_2	IO_L48N_RDWR_B_VREF_2	T5
R9	IO_L23P_2	IO_L47P_2	P6
N8	IO_L29N_GCLK2_2	IO_L47N_2	T6
M9	IO_L29P_GCLK3_2	IO_L3P_D0_DIN_MISO_MISO1_2	P10
M11	IO_L2N_CMPMOSI_2	IO_L3N_MOSI_CSI_B_MISO0_2	T10
M12	IO_L2P_CMPCLK_2	IO_L32P_GCLK29_2	R7
T8	IO_L30N_GCLK0_USERCCLK_2	IO_L32N_GCLK28_2	T7
P8	IO_L30P_GCLK1_D13_2	IO_L31P_GCLK31_D14_2	P7
		IO_L31N_GCLK30_D15_2	M7

6SLX9-FT(G)256

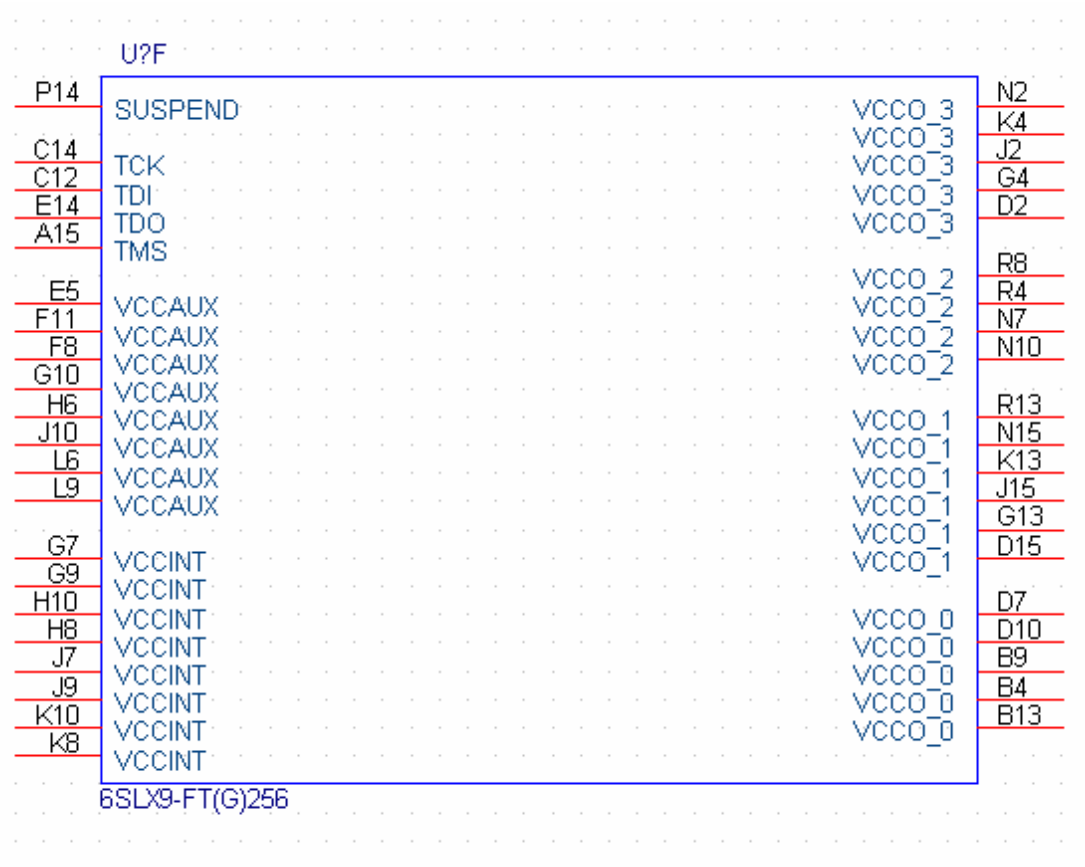
4. I/O Bank 3



5. GND



6. Power and Programming Interface



7. Revision History

	Revision	Date	By	Comments
1	1	July 20, 2009	AC	Initial Release